

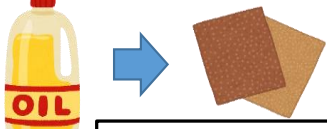






















## English version

## Classification and Disposal of Household Garbage in Tsukubamirai City

- Please separate your garbage by type, put it in the designated garbage bags, and take it to the collection point by 8:00AM on the collection day.
- ごみは種類ごとに分別して、指定ごみ袋に入れて、収集日の朝8時まで集積所へ出してください。
- Before using the garbage collection point, talk to people already using and check the rules.
- ごみ集積所の利用にあたっては、既に利用されている方にご相談してルールを確認してから使用してください。

Division 区分	Item example 品目例	How to put out (special note) 出し方(注意事項)
<b>Combustible waste (可燃ごみ)</b>		
↓ Designated garbage bags  ↑ Use a bag with red writing	<ul style="list-style-type: none"><li>● Kitchen garbage (vegetable scraps, fish bones, shells, egg shells, used tea leaves, etc.)</li><li>● Waste paper (tissues, dirty paper, thermal paper, carbon paper, etc.)</li><li>● Dry tree branches, leaves, weeds, etc. for <b>at least 1 week</b> before disposing of them.</li><li>● Disposable diapers, sanitary products (remove the filth)</li><li>● Household cooking oils should be absorbed with cloth or paper before disposal. Waste oil other than cooking oil is <b>dangerous</b> and cannot be collected.</li><li>● Allow paint to soak into cloth or paper or allow to dry before disposal.</li><li>● The black combustible garbage bag "for business use" cannot be used.</li></ul> 	<ul style="list-style-type: none"><li>● Trees and tree branches must be no more than 5cm in diameter, no more than 50cm in length, and no more than 20cm in bundle diameter.</li></ul> <div><div>OIL: Household cooking oil</div><div>Be absorbed with cloth or paper before disposal.</div></div> 
<b>Non-burnable garbage (不燃ごみ)</b>		
↓ Designated garbage bags 	<div><b>Vinyl, Plastics.</b><ul style="list-style-type: none"><li>● Plastic products without "the plastic mark".</li><li>● Bags, rubber boots, leather for shoes, rubber products, umbrellas</li></ul></div> <div><b>Metals, Fragile items.</b><ul style="list-style-type: none"><li>● Cosmetic bottles, crockery, cups, scrap glass, heat-resistant glass, incandescent bulbs, LED bulbs, broken fluorescent tubes</li><li>● Small household appliances such as hair dryers (items that do not fit in special bags are oversized garbage)</li><li>● Small home appliances are collected by installing collection boxes for small home appliances.</li></ul></div>	<ul style="list-style-type: none"><li>● 1st, 2nd, 4th, 5th Non-burnable garbage collection day of every month.</li><li>● Cut the blue sheet to 1m<sup>2</sup>, and long items such as hoses to 30cm.</li></ul> <ul style="list-style-type: none"><li>● 3rd Non-burnable garbage collection day of every month.</li><li>● Wrap breakables and knives in paper and write "Danger(きけん)"</li><li>● Even if an <b>umbrella</b> is out of the designated bag, it will be collected.</li><li>● Disposable lighters should be put out after the gas inside has been used up.</li><li>● Dry batteries and products using mercury are hazardous waste.</li></ul>
<b>Oversized garbage (those that do not fit in the designated garbage bag) (粗大ごみ)</b>		
<ul style="list-style-type: none"><li>● <b>Disposal method 1:</b> Call to make a collection reservation.<ol style="list-style-type: none"><li>1. Apply for the special phone number of the Life Environment Division of the city hall. (TEL:0297-52-3152) (Application dates and collection dates are determined for each district. Check the Calendar for putting out garbage.)</li><li>2. Please purchase Oversized garbage collection ticket. (500 yen per item), and stick it on the garbage.</li><li>3. It will be collected on collection day. (Take it to the collection point by 8:00am) (Collection points of A house: In front of the road) (Collection points of An apartment complex: The usual collection point, near the dust box)</li></ol></li><li>● <b>Disposal method 2:</b> Bring it directly to "Joso Environmental Center" by yourself (9:00-16:00 on weekdays) You need to apply to the Living Environment Division of the city hall (YAWARA government building).</li></ul>  <div>Items that do not fit into designated garbage bags.</div>	 <div>↑ Oversized garbage collection ticket</div> <div>↑ The ticket stores</div> 	<ul style="list-style-type: none"><li>● Garbage must be less than 50kg in weight and less than 3m in length.</li><li>● Some types of garbage cannot be accepted. (Example: Concrete item, Tiles, Bricks.)</li></ul>
<b>Hazardous waste (有害ごみ)</b>		
<ul style="list-style-type: none"><li>● Dry battery (manganese dry battery, alkaline dry battery, oxyride dry battery)</li><li>● Coin cell battery (Type: BR, CR)</li><li>● Mercury-based thermometers, sphygmomanometers, etc.</li></ul> 	 ※Broken fluorescent lights are Non-burnable garbage (Metals).	<ul style="list-style-type: none"><li>● Please put it in the collection box.</li><li>※Box locations (Example): City hall, Civic center, Community centers, Library (main building), KASUMI(Super Market) of Yaita and Miraidaira.</li></ul> <div>The Collection Box → (Example)</div> <div>Fluorescent lamp →</div> <div>← Dry battery, Coin cell battery (Type: BR, CR), Mercury-based thermometers, sphygmomanometers, etc.</div>
<ul style="list-style-type: none"><li>● Small rechargeable battery (Lithium ion, Nickel metal hydride, NiCd battery)</li></ul> <div> ニカド電池   ニッケル水素電池   リチウムイオン電池</div> ※DO NOT put Rechargeable batteries in a garbage bag.	<div>Be sure to insulate with tape</div> 	<ul style="list-style-type: none"><li>● Please hand it over to staff at the collection point.</li><li>※Collection points: City hall, Civic center, Community centers, Library (main building), Health and Welfare Center, Kirakuyama</li></ul> <div>If the battery cannot be removed from the product, please bring it in as is.</div> 

↓ Explanation continues on the back of the paper ↓

Recyclable garbage (What can be recycled) (資源ごみ)		
Plastic containers and packaging (acontainer for goods or a thing that wraps goods)		
↓ Designated garbage bags 	●cup container,tray,food pack,Bags distributed at the cash register ●Styrofoam container ●Styrofoam packing and formwork(Cocoon-shaped iems are non-burnable garbage) ●mayonnaise container,shampoo container ●plastic bottle,tube type container ●tube type container	●Items with the plastic mark Even if the material is plastic, if it does not have a plastic mark, it is “Non-burnable garbage”.  ← The plastic mark  ●Wipe off dirt or wash and drain, Items that cannot be cleaned are “Non-burnable garbage”.
PET bottle ↓ Designated garbage bags 	《food and drink container》 ●beverage container,soy sauce container,Noodle soup container ●Oil-free dressing container,etc	●Items with tha PET bottle mark  ← PET bottle mark  ●items other than eating and drinking container are non-burnable garbage ●empty inside ●wash,drain and mash ●Be sure to remove the cap and peel off the label The cap is a plastic container,the label is a plastic container or combustibile garbage ●it is not necessary to remove the remainng cap ring
Empty can ↓ Designated garbage bags 	●Beverage cans such as beer,juice,etc,canning,canned seaweed, canned tea, cans of sweets such as cokies,can of cooking oil,etc ●pot,kettle,frying pan (includeing Teflon-coated products) ●metal caps for botles ●Spray can,desktop gas cassette cylinder,etc 	●wash inside,no need to crush  ●gas is used up Use a commercially available drilling tool to make holes outdoors in a well-ventilated area without fire Crush the can and put it in the designated bag
Bottle ●colorless bottle ●brown bottle ●other colored bottles 	●Eating and drinking bottles for soft drink,alcohol,sukudani,spices,edible oil,ets ●Bottles other than food and drink such as cosmetic bottles are non-burnable garbage ●Heat-resistant glass nursing bottles and glass pots are non-burnable garbage ●paper pack ( Soup and liquor packs with silver paper stuck inside are combustibile garbage )	●take off the cap ●wash inside (you don't have to peel off paper or plastic labales ) ●Sort into 3 colors and put each into containers ●lay it down in a container ●Beer bottles: Return to the store 
Used paper •newspapers •magazines,miscellaneous papers •cardboaed •paper pack	●miscellaneous papers : copy paper,leaflet inserts,wrapping paper,paper bags, empty boxes for sweets,etc (not dirty) ●open window envelopes,paper cups,oiled paper,photographs,thermal paper, styrofoam paper,carbon paper,carbonless paper,etc. are combustibile garbage ●paper pack ( Soup and liquor packs with silver paper stuck inside are combustibile garbage )	●Tie newspapers,magazines,miscellaneous papers,cardboaed, paper pack crosswise with string according to type Items tied with packing tape will not be accepted ●Wash paper packs well,cut them open,and dry them before disposing of them.
Old cloth Designated bag: transparent plastic bag Bag for exclusive use of recyclables bag for non-burnable garbage	●items that can be recycled Clothing,kimono,cloth,handkerchiefs,scaeves,towels ●Uniforms,work clothes,socks,dirt wipes,neckties,raincoats,leather and fur products,etc. cannot be disposed of as used cloth. ●The collected old cloth is used as materials for rags,felt,etc. for wiping oil at factories,etc. in addition,some items are recycled or exported overseas as used clothing.	●Write “布類” on the designated bag with a permanent marker. ●Only items that are clean and tidy with no stains or tears. ●Do not put out on rainy days
Garbage that cannot be collected ➡ Ask the store where you purchased the product or a specialized waste disposal company to dispose of it.		
●4 types of home appliances (Washing machine/clothes dryer, TV, air conditioner, refrigerator/freezer) ➡ 1. How to bring directly to the designated exchange 2. How to request collection and disposal at home electronics mass retailers ●computer, monitor ➡Each computer manufacturer collects and recycles. If the manufacturer is unknown, contact the PC 3R Promotion Association (03-5282-7685). ●Motorbike ➡Contact the Motorcycle Recycling Call Center (050-3000-0727) ●hazardous material (Gas cylinders, medical waste (those with a risk of infectious diseases),poisonous substances, agricultural chemicals, paints, waste oil (other than cooking oil), gunpowder, fire extinguishers, etc.) ●Earth and sand (Soil, stone, sand, cinder (ash, charcoal), etc.) ●construction waste Roof tiles, concrete, bricks, tiles, insulation materials, bathtubs (PRF, marble),septic tanks, toilet bowls, glass fiber carports, etc. ●Auto parts Tires (those with an outer diameter of 76 cm or more), batteries, mufflers, bumpers, seats, etc. ●Agricultural equipment (over 50 kg), Used agricultural plastic products ➡lease refer to industrial economy section of city hall ●Pianos, fireproof safes, raw wood (with a diameter of 5 cm or more), pallets, plastic cardboard, slate boards (including asbestos) ●Industrial waste cannot be brought into the Joso Environment Center.		
Raw garbage*****If you would like to participate in the food recycling composting project, please contact the Living Environment Division of the city hall.		
Business-related general garbage		
●Business-related general garbage bags cannot be put out at collection points. ●General business waste that has been approved by the city hall can be disposed of at the Joso Environmental Center. ●How to dispose of at the Joso Environmental Center (paid): ① Request a city-approved collection company. ② Obtain permission to carry in business-related general waste from the city, and bring it in yourself.		
Charges for carrying garbage directly to the Environmental Center (Be sure to obtain permission to carry in from the city hall)		
Home type***¥143/10kg+tax Business: ¥200/10kg + tax		

Contact information

Tsukubamirai City Living Environment Division ☎ 0297-58-2111